

# CA 2008 Air temperature resistance thermometer

## Protection tube

Construction	Perforated tube, 9mm.
Material	SS 316 - (Wst 1.4401)
Insertion length "L"	Customer to specify
Process connection	1/2" BSP
Extension length "X"	Customer to specify

## Connection head

Model	"B", according DIN 43729
Material	Cast aluminium
Cable entry	M20x1.5 cable gland

## Measuring insert

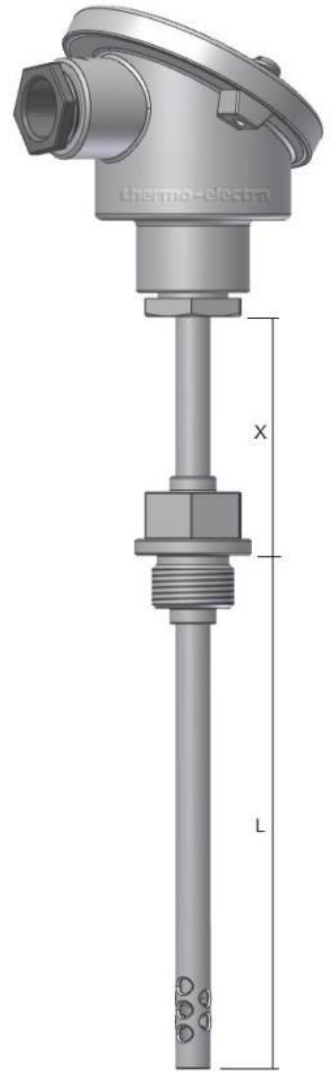
Type	MI 2025
Construction	Replaceable
Diameter	6 mm - tip perforated
Length "E"	$E = L + X + 30 \text{ MM}$

## Sensor

	Single Pt 100: "S" or Duplex Pt 100: "D"
Accuracy	According IEC 751 class B
Style / Connection	3 wire system ( Optional 4 wire system )
Range	-220 / +600°C

## Options

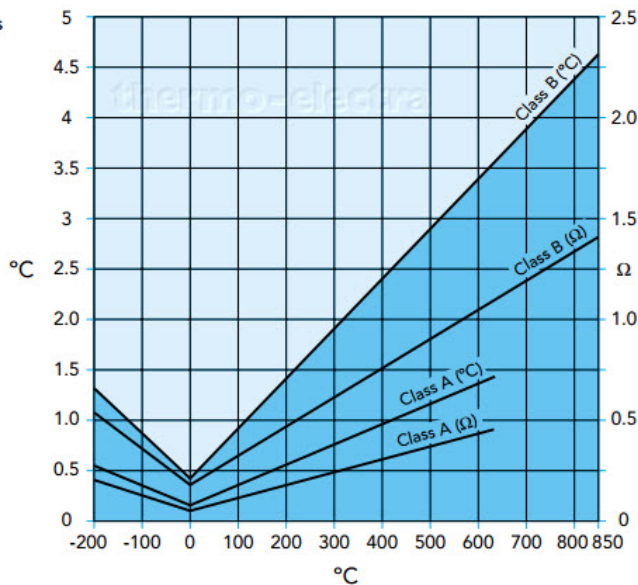
Transmitter 4-20mA	In-Head Transmitter, standard or ATEX Explosion proof. Please select from our standard range, see "transmitter" chapter, specify make, model and range
Swing-Cover head	DAN. Transmitter direct mounted on measuring insert
High Swing-Cover head	DAN-H. Transmitter in cover. Insert with ceramic block



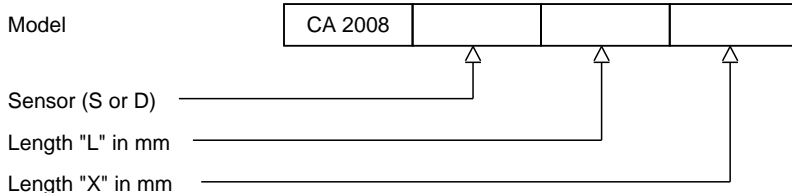
Tolerance values as a function of temperature for 100 Ω thermometers

Tolerances for 100 Ω thermometers

temp °C	class A		class B	
	±°C	±°Ω	±°C	±°Ω
-200	0.55	0.24	1.3	0.56
-100	0.35	0.14	0.8	0.32
0	0.15	0.06	0.3	0.12
100	0.35	0.13	0.80	0.30
200	0.55	0.20	1.3	0.48
300	0.75	0.27	1.8	0.64
400	0.95	0.33	2.3	0.79
500	1.15	0.38	2.8	0.93
600	1.35	0.43	3.3	1.06
700	-	-	3.8	1.17
800	-	-	4.3	1.28
850	-	-	4.6	1.34



## Ordering code



H2-1 Rev.0 7/07



**thermo-electra**  
temperature sensor solutions

Thermo Electra B.V.  
Weteringweg 10  
2641KM Pijnacker  
The Netherlands

Phone +31 (0)15 - 3621200  
Fax +31 (0)15 - 3694082  
Email sales@thermo-electra.com  
http://www.thermo-electra.com

