


● Characteristics

1 - BIMETAL - THERMOSTAT - LIMITER - CONTROLLER -

	- Switching temperature:	5...200 °C
	- Output:	1 contact (normally closed)
	- Type of contact:	creep action without hysteresis
	- Accuracy:	±5 K, Option: ±3 K
	- Contact rating:	12 VDC 8 A / 24 VDC 4 A
	- Temperature medium:	maximum 200 °C
	- Fitting / Nominal length:	27...1000 mm
	- Process connection:	several options possible
	- Electrical connection:	several options possible
	- Material:	stainless steel, PBT GF30
- Protection:	at least IP65	

● Technical Data

Input

Temperature medium: 0...200 °C
 Switching temperature: 5...200 °C, in steps of 1 °C (factory fixed)

Output

Contact: Type: 1x normally closed
 Character: creep action without hysteresis
 Ratings: 12 VDC, 8 A, 5000 cycles (resistive load)
 24 VDC, 4 A, 5000 cycles (resistive load)
 Contact area: gold diffused contact
 Action: bimetallic release

Accuracy

Switching temperature: ±5 K (standard)
 ±3 K (option)

Supply

Current, voltage: without

Environmental Conditions

Temperature: Operation: 0...+85 °C
 Medium: 0...+200 °C
 Storage: 0...+100 °C
 Condensation: uncritically

● Applications

For use as temperature limiter in machines or devices (e. g. switching-off, switch on of cooling) as possible for mobile hydraulics, motors or compressors. Advatage: The switch is self-operated.



Photo: pixelquelle.de



Photo: © Klaus Dosch @pixelio.de



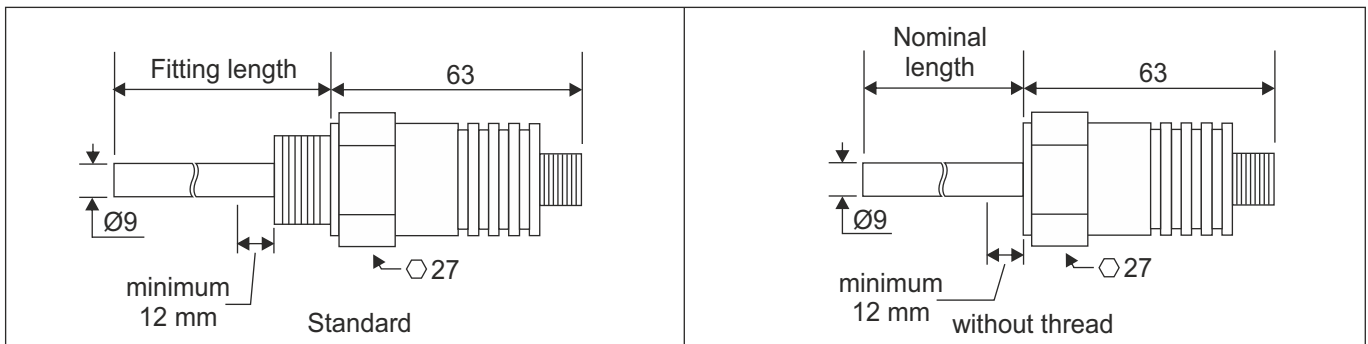
Photo: pixelquelle.de

● **Technical Data (Continued)**









Mechanics

Dimensions:	see below	
Process connection:	3/8", 1/2", 3/4", 1", 3/8NPT, 1/2NPT, without thread	
Thermowell:	Ø9x0,5 mm	
Material:	Thermowell:	stainless steel
	Body of enclosure:	stainless steel
	Adapter piece:	PBT GF30 (electrical connection)
	Switching contact:	silver, gold diffused
Vibration protection:	body of enclosure is potted	
Protection:	Enclosure:	at least IP 65 (with plugged electrical connection)
Electrical connection:	see page 3	
System pressure:	up to maximum 100 bar (depending on the medium, temperature, thermowell design)	
Vibration resistance:	up to 10 g (depending on the mounting situation, medium, temperature, insertion length)	
Shock resistance:	up to 100 g (depending on the mounting situation, medium, temperature)	

● **Dimensions Connection M12 (in mm)**



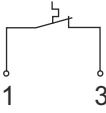
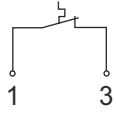
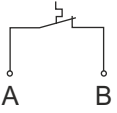
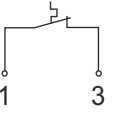
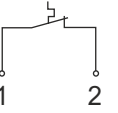
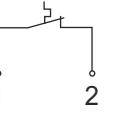
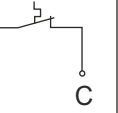
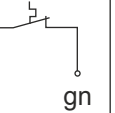
● **Electrical Connection**

M12x1	Super Seal	Deutsch	Deutsch	Bayonet	Valve	MIL	Cable
							
4-pole 5-pole 8-pole	3-pole	3-pole	4-pole	4-pole	4-pole	6-pole	4-pole

● **Maximum Ratings of Plugs / Cable**

M12x1, 4-pole	250 V, 4 A	M12x1, 5-pole	60 V, 4 A
M12x1, 8-pole	30 V, 2 A	Super Seal 1.5, 3-pole	14 A
Deutsch DT04, 3-pole	13 A	Deutsch DT04, 4-pole	13 A
Bayonet DIN, 4-pole	300 V, 5 A	Valve plug type A, 4-pole	250 V, 10 A
MIL, 6-pole	600 V, 7,5 A	Cable, 4-pole	250 V, 6 A

● **Contact Assignment**

M12x1	Super Seal	Deutsch	Deutsch	Bayonet	Valve	MIL	Cable
							
4-pole 5-pole 8-pole	3-pole	3-pole	4-pole	4-pole	4-pole	6-pole	4-pole

● **Order Code**

M	L	X	X	X	X	X	X	-	X	X	X
---	---	---	---	---	---	---	---	---	---	---	---

Type of contact:	Normally closed	0									
Process connection:	3/8"	0									
	1/2"	1									
	3/4"	2									
	1"	3									
	3/8NPT	4									
	1/2NPT	5									
	Without thread ²⁾	6									
Electr. connection:	M12, 4-pole	0									
	M12, 5-pole	1									
	M12, 8-pole	2									
	Deutsch DT04, 3-pole	3									
	Deutsch DT04, 4-pole	4									
	Super Seal 1.5, 3-pole	5									
	Bayonet (DIN), 4-pole	6									
	Valve plug, 4-pole	7									
	Cable, 2 m	8									
	MIL, 6-pole	9									
Accuracy:	±5 K	0									
	±3 K (on request)	1									
Fitting, nominal length:	50 mm	0									
	100 mm	1									
	200 mm	2									
	250 mm	3									
	400 mm	4									
	600 mm	5									
	1000 mm	6									
	Other length (please indicate)	7									
Switching temperature:	5...200 °C (please specify) ¹⁾	0									
Other:	Special model	0									

1) Possible in 1° steps. The switch point is fixed in factory and is not adjustable in the field.
 2) Without thread = Dip-in temperature switch