



2-way Diaphragm Control Valve, forged stainless steel body, pneumatically operated, port connection DN15-100

- The perfect control valve for highest demands
- Hermetical separation of fluids from operator mechanism by diaphragm
- Self draining and zero dead volume
- Suitable for hygienic applications, conform to FDA/USP

Type 2731 can be combined with...



Type 8692/8693
Positioner / Process Controller TopControl



Type 8694
Positioner TopControl Basic



Type 8635
Positioner SideControl



Type 8792/93
SideControl Remote-Versions



Type 8030
Flow sensor

The diaphragm control valve Type 2731 consists of a pneumatically operated piston actuator, a diaphragm and a valve body from forged stainless steel.

The actuator has been designed so that the stroke can be continuously changed. This makes a favourable characteristic possible for the continuous change of the flow.

The Type 2731 can be actuated by the 8635 SideControl, SideControls 8792/93 Remote versions or the 8694/8692/8693 TopControl forming a mechanical and functional unit and thus offering a complete control valve system. Using this control valve, continuous regulation tasks for fluids can be solved.

Proven Applications

- Pharmaceutical Industry
- Biotechnology
- Food Industry

Technical data

Materials Body Actuator	Forged st. st. 1.4435/316L/BN2 Fe < 0.5%/C ≤ 0.03% Actuators Ø80 - 125 mm: PPS (PA polyamide on request) Actuators Ø175 and 225 mm: PA polyamide
Diaphragm materials	EPDM (AB), PTFE/EPDM (EA) EPDM (AD), advanced PTFE/EPDM (EU) and FKM (FF) on request
Process medium	For neutral gases and liquids, high purity, sterile aggressive or abrasive fluids
Viscosity	Up to viscous
Surface finishes internal mechanical polished (external forged surface) <i>On request</i> internal electro polished (external forged surface electro polished)	(average surface finish) Ra ≤ 0.5 µm Ra ≤ 0.4 µm
Medium temperature EPDM (AB), PTFE/EPDM (EA) EPDM (AD), advanced PTFE/EPDM (EU) FKM (FF)	- 10 to + 130 °C (steam sterilisation + 140 °C for 60min) - 5 to + 143 °C (steam sterilisation + 150 °C for 60min) 0 to + 130 °C (not recommended for steam)
Ambient temperature	- 10 to + 60 °C, Actuators ≥ 175 mm: - 10 to + 50 °C
Control medium (for coupling with a positioner)	Instrumental air class 3 acc. to DIN ISO 8573-1
Pilot pressure	Actuators Ø80 to 125 mm: 5.5 to 7 bar Actuators Ø175 and 225 mm: 5 to 6 bar
Pilot air ports	G ¼ (stainless steel)
Flow characteristic	See chart p. 2

Content

Valve specifications	System Continuous CLASSIC	Request for quotation
Type 2731 forged	Type 8802-DD	Type 8802-DD
Technical data & ordering info. p. 1-5	Ordering info. & technical data p. 6-11	p. 12-14

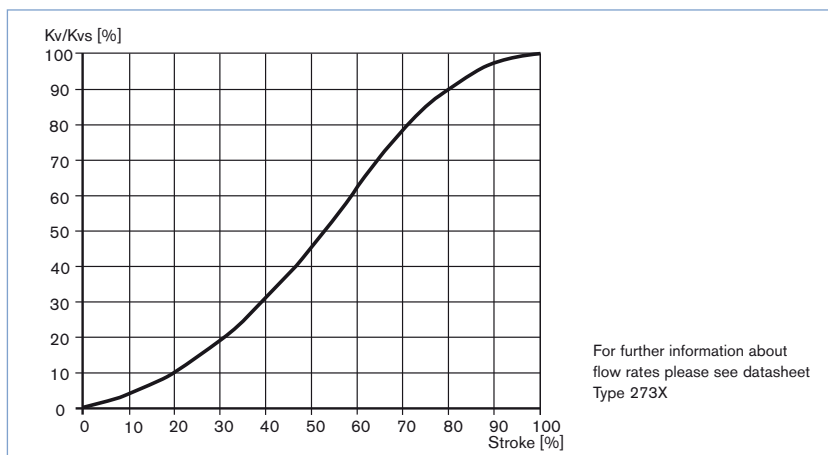
Technical data, *continued*

Technical data	
Port connections	
Weld end	EN ISO 1127/ISO 4200, DIN 11850 S2 (on request SMS 3008, ASME BPE, DIN 11850 S0, 1, 3, JIS and BS4825)
On request clamp	DIN 32676, ISO 2852, ASME BPE
Installation	As required, preferably with actuator in upright position

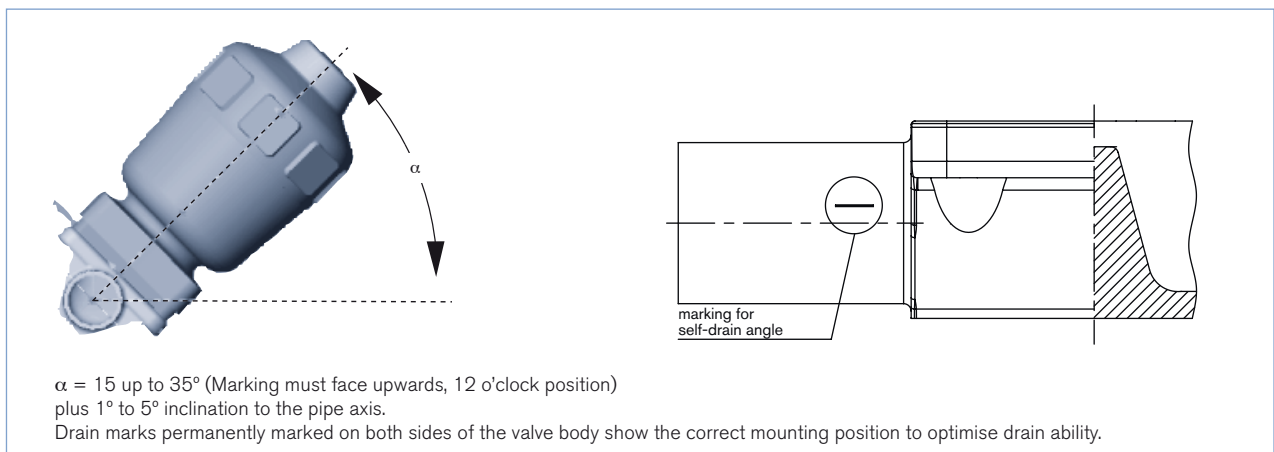
K_{vs} values and weights

Port connection DN [mm]	Actuator size [mm]	K _{vs} value [m ³ /h]	Weight without positioner [kg]
15	80	4.5	1.9
20	80	7.5	2.0
25	80	12.5	2.2
40	125	30.0	6.9
50	125	51.5	7.6
65	175	160	19
80	225	160	26
100	225	235	38

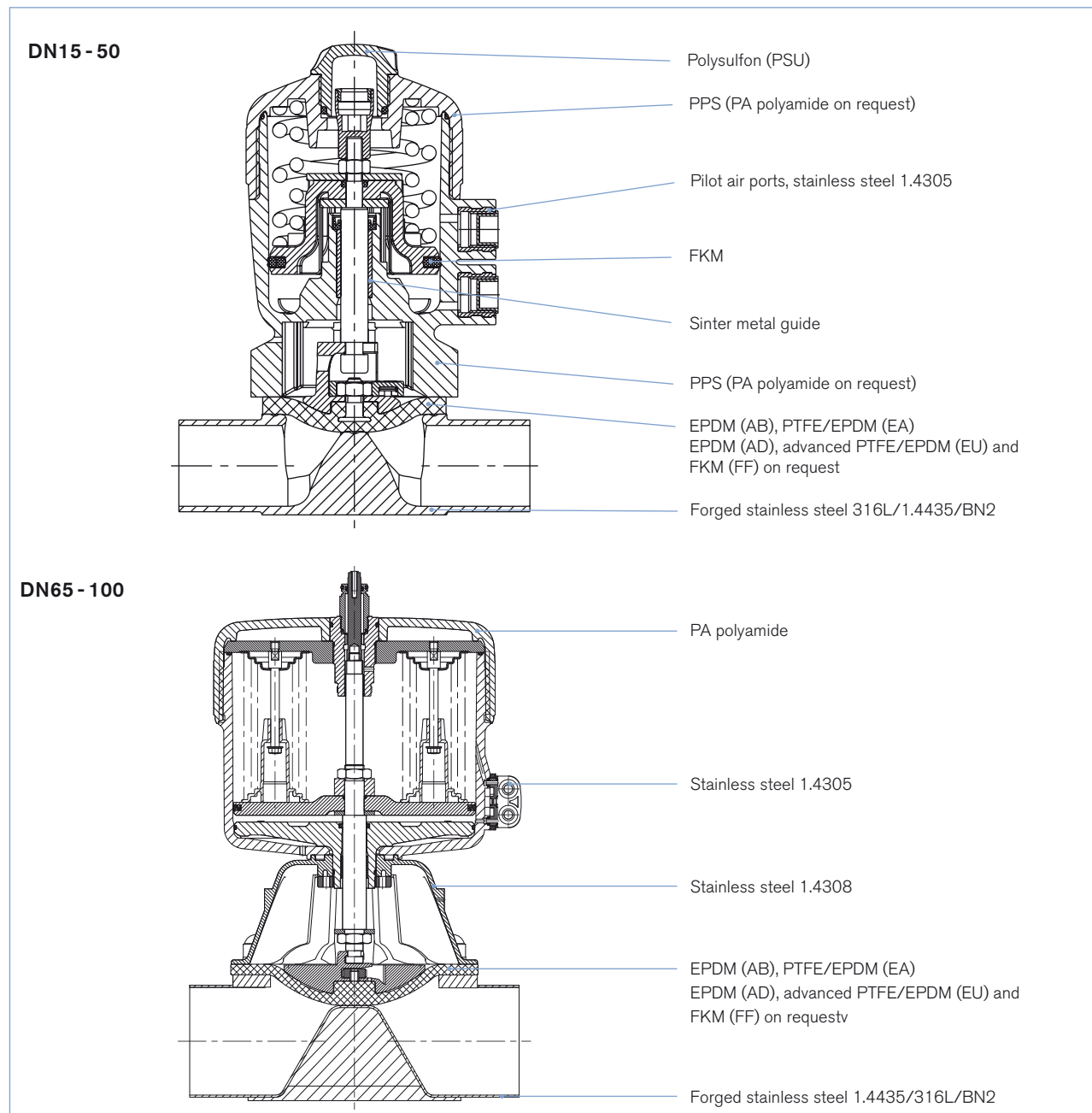
Flow characteristic



Installation for self-draining operation



Materials



Approvals/certifications

Suitability for foodstuffs / sterile applications



- The composition of the EPDM (AB), EPDM (AD), PTFE/EPDM (EA) and advanced PTFE (EU) diaphragms corresponds to the Code of Federal Regulations, published by the FDA (Food and Drug Administration, USA).



- The composition of the EPDM (AB), EPDM (AD), PTFE/EPDM (EA) and advanced PTFE (EU) diaphragms is suitable for the application with food and beverage (acc. to EC-Regulation 1935/2004/EC)

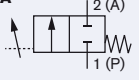





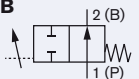





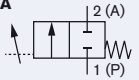





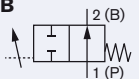





- The composition of the EPDM (AB), EPDM (AD), PTFE/EPDM (EA) und advanced PTFE (EU) diaphragms are approved acc. USP Class VI

- Approval according to TA-air (Port size DN4 - 50)

Ordering chart valve

Weld end acc. to EN ISO 1127/ISO 4200

Actuators Ø80 - 125 mm; PPS, actuators Ø175 - 225 mm; PA, internal mechanical polished; average surface 0.5 µm

Control function	Port connection DN [mm]	Actuator size Ø [mm]	K _{v5} value [m ³ /h]	Operating pressure max. ¹⁾ [bar]	Article no.	
EN ISO 1127/ISO 4200						
EPDM diaphragm material (AB)						
A  Pneumatically operated control valve, normally closed by spring force, flow direction above seat	15	80	4.5	10	155184 	
	20	80	7.5	10	155186 	
	25	80	12	10	155188 	
	40	125	30	6.5	155190 	
	50	125	51.5	8	155191 	
	65	175	160	10	on request	
	80	225	160	10	on request	
B  Pneumatically operated control valve, normally open by spring force, flow direction above seat	15	80	4.5	10	155193 	
	20	80	7.5	10	155195 	
	25	80	12	10	155197 	
	40	125	30	10	155199 	
	50	125	51.5	7	155201 	
	65	175	160	10	on request	
	80	175	160	10	on request	
PTFE/EPDM diaphragm material (EA)	A  Pneumatically operated control valve, normally closed by spring force, flow direction above seat	15	80	4.5	10	155185 
		20	80	7.5	10	155187 
		25	80	12	7.5	155189 
		40	125	30	6	154864 
		50	125	51.5	7	155192 
		65	175	160	8.5	on request
		80	225	160	10	on request
	B  Pneumatically operated control valve, normally open by spring force, flow direction above seat	15	80	4.5	9	155194 
		20	80	7.5	8.5	155196 
		25	80	12	8	155198 
		40	125	30	10	155200 
		50	125	51.5	4	155202 
		65	175	160	10	on request
		80	175	160	9	on request
100	175	235	5	on request		

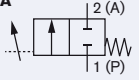





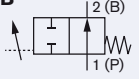





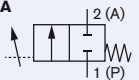





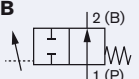





¹⁾ with a pilot pressure of 5.5 bar**i Further versions on request****Material**Actuator: PA (actuator size 80 - 125 mm)
Diaphragms EPDM (AD) and advanced PTFE/EPDM (EU) for steam sterilisation, FKM (FF)**Port connection**Weld end body acc. to SMS 3008, ASME BPE, DIN 11850 S0, 1, 3, JIS and BS4825
Clamp body acc. to DIN 32676, ISO 2852, ASME BPE**Additional**

Surface finish internal electro polished, Ra ≤ 0.4 µm and internal mirror finished, Ra ≤ 0.25 µm

Ordering chart valve, *continued*

Weld end acc. to DIN 11850 Series 2

Actuators Ø80 - 125 mm; PPS, actuators Ø175 - 225 mm; PA, internal mechanical polished; average surface 0.5 µm

Control function	Port connection DN [mm]	Actuator size Ø [mm]	K _v value [m ³ /h]	Operating pressure max. ¹⁾ [bar]	Article no.	
DIN 11850 Series 2						
EPDM diaphragm material (AB)						
A  Pneumatically operated control valve, normally closed by spring force, flow direction above seat	15	80	4.5	10	155203 	
	20	80	7.5	10	155205 	
	25	80	12	10	155207 	
	40	125	30	6.5	155209 	
	50	125	51.5	8	155211 	
	65	175	160	10	on request	
	80	225	160	10	on request	
B  Pneumatically operated control valve, normally open by spring force, flow direction above seat	15	80	4.5	10	155213 	
	20	80	7.5	10	155215 	
	25	80	12	10	155217 	
	40	125	30	10	155219 	
	50	125	51.5	7	155221 	
	65	175	160	10	on request	
	80	175	160	10	on request	
PTFE/EPDM diaphragm material (EA)	A  Pneumatically operated control valve, normally closed by spring force, flow direction above seat	15	80	4.5	10	155204 
		20	80	7.5	10	155206 
		25	80	12	7.5	155208 
		40	125	30	6	154210 
		50	125	51.5	7	155212 
		65	175	160	8.5	on request
		80	225	160	10	on request
	B  Pneumatically operated control valve, normally open by spring force, flow direction above seat	15	80	4.5	9	155214 
		20	80	7.5	8.5	155216 
		25	80	12	8	155218 
		40	125	30	10	155220 
		50	125	51.5	4	155222 
		65	175	160	10	on request
		80	175	160	9	on request
100	175	235	5	on request		

¹⁾ with a pilot pressure of 5.5 bar**i Further versions on request****Material**Actuator: PA (actuator size 80 - 125 mm)
Diaphragms EPDM (AD) and advanced PTFE/EPDM (EU) for steam sterilisation, FKM (FF)**Port connection**Weld end body acc. to SMS 3008, ASME BPE, DIN 11850 S0, 1, 3, JIS and BS4825
Clamp body acc. to DIN 32676, ISO 2852, ASME BPE**Additional**

Surface finish internal electro polished, Ra ≤ 0.4 µm and internal mirror finished, Ra ≤ 0.25 µm

Ordering information for valve system Continuous CLASSIC Type 8802-DD

A **valve system Continuous CLASSIC Type 8802-DD** consists of an **diaphragm control valve Type 2731** and a digital electropneumatic Positioner **Type 8692**, a digital electropneumatic Process Controller **Type 8693**, a digital electropneumatic Positioner Basic **Type 8694** (below) or a SideControl **Type 8635** or an electropneumatic positioner **Type 8792/8793** (next page) (see separate datasheets).

For the configuration of further valve systems please use the "Request for quotation" on p. 12

You order two components and receive a complete assembled and certified valve.

Ordering the valve system Continuous CLASSIC Type 8802-DD

**Diaphragm control valve
Type 2731**



Positioner



Positioner
Type 8692



Process Controller
Type 8693



Positioner Basic
Type 8694

**Diaphragm control valve
with desired positioner**



**Valve system
Continuous
CLASSIC
Type 8802-DD-I
2731 + 8692**



**Valve system
Continuous
CLASSIC
Type 8802-DD-J
2731 + 8693**



**Valve system
Continuous
CLASSIC
Type 8802-DD-L
2731 + 8694**

**Positioner TopControl
Type 8692**

**More
info.**



**Process Controller
TopControl Type 8693**

**More
info.**



DeviceNet™



The new generation of integrated positioners/process controllers for combination with actuators from the process valve series Type 23xx/2103 is specially designed for the requirements of hygienic process environments. The easy handling and the selection of additional software functions are done either on a big graphic display with backlight and keypad or via a PC interface. A contact-free analogue position sensor registers the valve position without deterioration. Single-acting or double-acting actuators are controlled via the integral positioner system. With Type 8693, the process controller function is superimposed on the position control loop. Profibus DPV1 and DeviceNet communication interfaces are available as options.

Main customer benefits:

- Compact design of the valve system with integrated positioner/process controller meets the demands for plant washdown environments through the selection of materials, external seals and integrated control air supply to the actuator
- Extremely simple commissioning and operation thanks to the back-lighting of the graphics display and proven multilingual software structure
- Automatic parameterisation of the positioner and process controller using the TUNE functions
- Field bus communication via Profibus DPV1 or DeviceNet
- Air intake filter enhances the process valve system availability
- Simple and reliable actuator adaption
- Explosion-proof models for zone 2/22

Positioner TopControl Basic Type 8694

**More
info.**



The new generation of integrated positioners for combination with actuators from the process valve series Type 23xx/2103 is specially designed for the requirements of hygienic process environments. The operation and selection of the software functions close tight function, inversion of the operating direction of the setpoint signal, characteristic curves selection and switching manual/automatic operation are effected via push-buttons and DIP switches or via the PC interface. The position setpoint is set using the standard signal 4-20 mA. In addition, the enable can be controlled via the binary input and an optional position feedback can be integrated. The positioner, Type 8694, registers the valve position without deterioration through a contact-free analogue position sensor. Single-acting or double-acting actuators are controlled via the integral positioner system. An AS-Interface communication interface is available as an option.

Main customer benefits:

- Compact design of the valve system with integrated positioner meets the demands for plant washdown environments through the selection of materials, external seals and integrated control air supply to the actuator
- Automatic parameterisation of the process controller using the Process TUNE function
- Field bus communication via optional AS-Interface
- Air intake filter enhances the process valve system availability
- Simple and reliable actuator adaption allowing additional actuators of the process valve series, Type 20xx or actuators from other manufacturers to be used
- Explosion-proof models for zone 2/22

Click on the orange box "More info"... you will come to our website for the resp. product where you can download the data sheet.

Ordering information for valve system Continuous CLASSIC Type 8802-DD, *continued*

A valve system Continuous CLASSIC Type 8802-DD consists of an diaphragm control valve Type 2731 and a digital electropneumatic Positioner Type 8692, a digital electropneumatic Process Controller Type 8693, a digital electropneumatic Positioner Basic Type 8694 (previous page) or a SideControl Type 8635 or an electropneumatic positioner Type 8792/8793 (below) (see separate datasheets).

For the configuration of further valve systems please use the "Request for quotation" on p. 12

You order two components and receive a complete assembled and certified valve.

Ordering the valve system Continuous CLASSIC Type 8802-DD

Diaphragm control valve Type 2731



Positioner



Positioner/
Process Controller
Type 8635



Positioner Type 8792
Process Controller Type 8793

Diaphragm control valve with desired positioner



Valve system
Continuous CLASSIC
Type 8802-DD-B
2731 + 8635



Valve system
Continuous CLASSIC
Type 8802-DD-P
2731 + 8792 /
Type 8802-DD-Q
2731 + 8793

SideControl Type 8635, 2-wire, intrinsically safe



4 - 20 mA

PROFIBUS



Type 8635 is a digital electro-pneumatic positioner with an optional, integrated process controller for precise control requirements. The compact design with integrated position encoder and LCD display was developed for demanding applications of the process industry.

Main customer benefits are:

- Time saving algorithms for temperature, flow and pressure PID parameters through ProcessTUNE function.
- Quick and simple menu driven parameterization through keyboard or Profibus PA
- Remote setpoint adjustment via a 4-20 mA signal
- Adaptation according to IEC534-6 for lift and swivel drives
- Rugged anodised aluminium housing
- Suitable for hazardous locations per zone 1, zone 21 or zone 2 and 22

More info.

Positioner SideControl Type 8792

Process Controller SideControl Type 8793



PROFIBUS



Type 8792/8793 is a digital electro-pneumatic positioner with an optional, integrated process controller (8793) for precise control requirements. The compact design with integrated position encoder and LCD display was developed for demanding applications of the process industry. A Profibus DPV1 communication interface is available as an option.

Main customer benefits are:

- Time saving algorithms for temperature, flow and pressure PID parameters through ProcessTUNE function.
- Quick and simple menu driven parameterization through keyboard or Profibus DPV1 PA
- Adaption acc. to IEC534-6 and VDI/VDE 3845 for lift and swivel drives or as a Remote version together with Bürkert process valves
- Rugged anodised aluminium housing
- Suitable for hazardous locations per zone 2/22

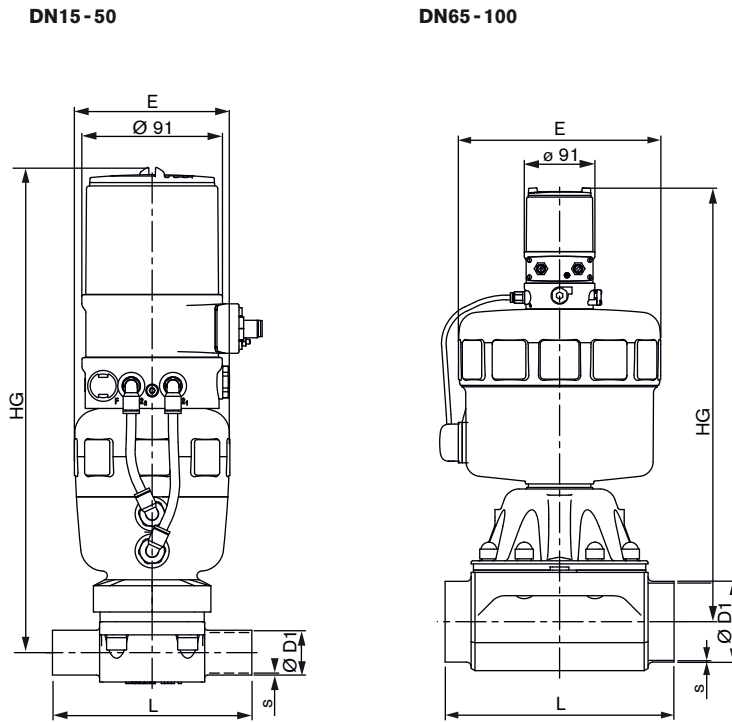
More info.

More info.

Click on the orange box "More info"... you will come to our website for the resp. product where you can download the data sheet.

Dimensions for valve system Continuous CLASSIC Type 8802-DD [mm]

Dimensions valve system Continuous CLASSIC Type 8802-DD-I with positioner TopControl Type 8692 and 8802-DD-J with process controller TopControl Type 8693 [mm]



DN15-50

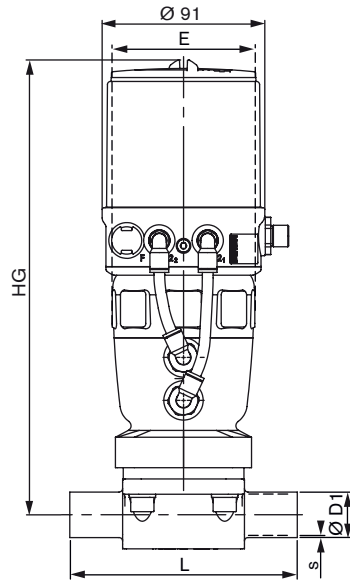
Port connection [mm]	Actuator size [mm]	E	HG	L	EN ISO 1127/ ISO 4200	DIN 11850								SMS 3008		JIS		ASME BPE				
						Series 0		Series 1		Series 2		Series 3		D1	s	D1	s	L	D1	s		
						D1	s	D1	s	D1	s	D1	s									
15	1/2"	80	101	300	110	21.3	1.6	18	1.5	18	1	19	1.5	20	2	-	-	21.7	2.1	108	12.7	1.65
20	3/4"	80	101	313	119	26.9	1.6	22	1.5	22	1	23	1.5	24	2	-	-	27.2	2.1	117	19.05	1.65
25	1"	80	101	316	129	33.7	2	28	1.5	28	1	29	1.5	30	2	25	1.2	25.4	1.2	127	25.4	1.65
40	1 1/2"	125	153	408	161	48.3	2	40	1.5	40	1	41	1.5	42	2	38	1.2	38.1	1.2	159	38.1	1.65
50	2"	125	153	414	192	60.3	2	52	1.5	52	1	53	1.5	54	2	51	1.2	50.8	1.5	190	50.8	1.65

DN65-100

Port connection [mm]	Actuator size [mm]	E	HG	L	EN ISO 1127/ ISO 4200		DIN 11850		SMS/ASME BPE			
					D1	s	D1	s	L	D1	s	
65	-	175	211	434	250	76.1	2	70	2	-	-	-
80	3"	175	211	541	250	88.9	2.3	85	2	250	76.2	1.65
		225	261	538	250	88.9	2.3	85	2	250	76.2	1.65
100	4"	175	211	557	295	114.3	2.3	104	2	295	101.6	2.11
		225	261	553	295	114.3	2.3	104	2	295	101.6	2.11

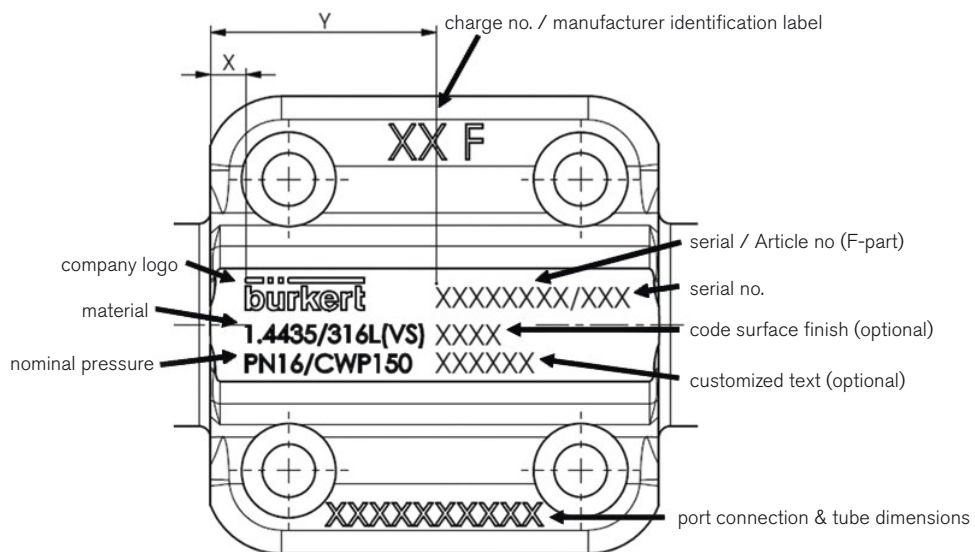
Dimensions for valve system Continuous CLASSIC Type 8802-DD [mm], *continued*

Dimensions valve system Continuous CLASSIC Type 8802-DD-L with positioner TopControl Basic Type 8694 [mm]



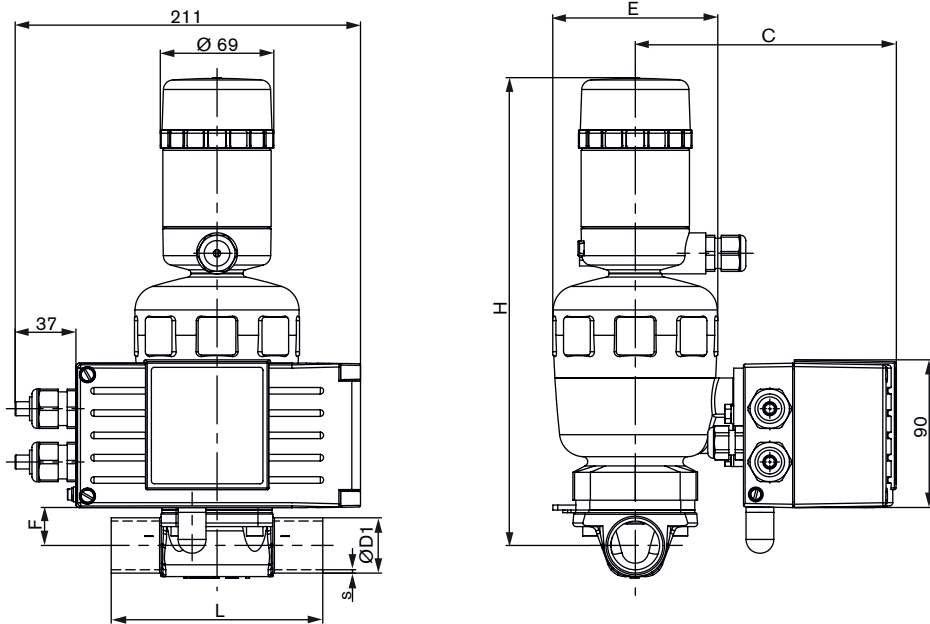
Port connection		Actuator size [mm]	E	HG	L	EN ISO 1127/ ISO 4200		DIN 11850								SMS 3008		JIS		ASME BPE		
[mm]	[inch]					D1	s	Series 0		Series 1		Series 2		Series 3		D1	s	D1	s	L	D1	s
								D1	s	D1	s	D1	s	D1	s							
15	1/2"	80	101	260	110	21.3	1.6	18	1.5	18	1	19	1.5	20	2	-	-	21.7	2.1	108	12.7	1.65
20	3/4"	80	101	270	119	26.9	1.6	22	1.5	22	1	23	1.5	24	2	-	-	27.2	2.1	117	19.05	1.65
25	1"	80	101	273	129	33.7	2	28	1.5	28	1	29	1.5	30	2	25	1.2	25.4	1.2	127	25.4	1.65
40	1 1/2"	125	153	366	161	48.3	2	40	1.5	40	1	41	1.5	42	2	38	1.2	38.1	1.2	159	38.1	1.65
50	2"	125	153	372	192	60.3	2	52	1.5	52	1	53	1.5	54	2	51	1.2	50.8	1.5	190	50.8	1.65

Body label



Dimensions for valve system Continuous CLASSIC Type 8802-DD [mm], *continued*

Dimensions valve system Continuous CLASSIC 8802-DD-C with positioner SideControl Type 8635 [mm]



EN ISO 1127/ISO 4200, DIN 11850, SMS 3008, JIS

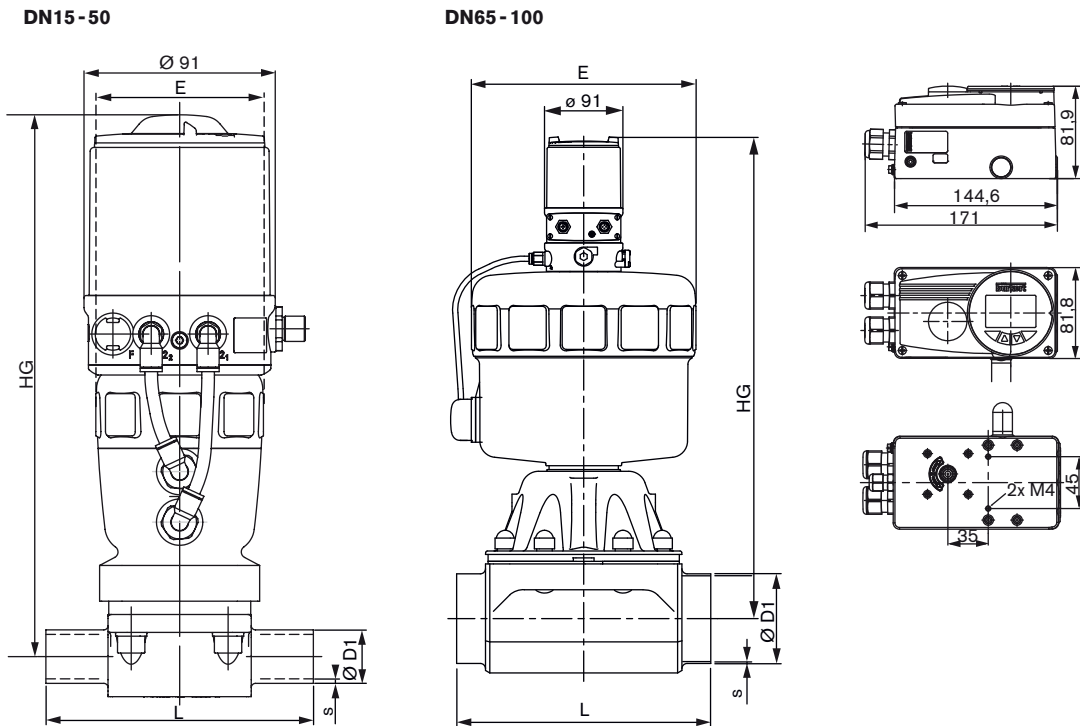
Port connection		Actuator size [mm]	E	H	F	C	L	EN ISO 1127/ ISO 4200		DIN 11850								SMS 3008		JIS	
[mm]	[inch]							D1	s	Series 0		Series 1		Series 2		Series 3		D1	s	D1	s
15	½"	80	101	262	14	159	110	21.3	1.6	18	1.5	18	1	19	1.5	20	2	-	-	21.7	2.1
20	¾"	80	101	267	18	159	119	26.9	1.6	22	1.5	22	1	23	1.5	24	2	-	-	27.2	2.1
25	1"	80	101	270	23	159	129	33.7	2	28	1.5	28	1	29	1.5	30	2	25	1.2	25.4	1.2
40	1½"	125	153	366	50	185	161	48.3	2	40	1.5	40	1	41	1.5	42	2	38	1.2	38.1	1.2
50	2"	125	153	372	54	185	192	60.3	2	52	1.5	52	1	53	1.5	54	2	51	1.2	50.8	1.5

ASME BPE

Port connection		Actuator size [mm]	E	H	F	C	L	ASME BPE		
[mm]	[Zoll]							L	D1	s
15	½"	80	101	262	14	159	110	108	12.7	1.65
20	¾"	80	101	267	18	159	119	117	19.05	1.65
25	1"	80	101	270	23	159	129	127	25.4	1.65
40	1½"	125	153	366	50	185	161	159	38.1	1.65
50	2"	125	153	372	54	185	192	190	50.8	1.65

Dimensions for valve system Continuous CLASSIC Type 8802-DD [mm], *continued*

Dimensions valve system Continuous CLASSIC 8802-DD-P with Positioner SideControl Remote Type 8792 and Type 8802-DD-Q with Process Controller SideControl Remote Type 8793 [mm]



DN15-50

Port connection		Actuator size [mm]	E	HG	L	EN ISO 1127/ ISO 4200		DIN 11850								SMS 3008		JIS		ASME BPE		
[mm]	[inch]					D1	s	Series 0		Series 1		Series 2		Series 3		D1	s	D1	s	L	D1	s
								D1	s	D1	s	D1	s	D1	s	D1	s	D1	s			
15	1/2"	80	101	263	110	21.3	1.6	18	1.5	18	1	19	1.5	20	2	-	-	21.7	2.1	108	12.7	1.65
20	3/4"	80	101	273	119	26.9	1.6	22	1.5	22	1	23	1.5	24	2	-	-	27.2	2.1	117	19.05	1.65
25	1"	80	101	276	129	33.7	2	28	1.5	28	1	29	1.5	30	2	25	1.2	25.4	1.2	127	25.4	1.65
40	1 1/2"	125	153	369	161	48.3	2	40	1.5	40	1	41	1.5	42	2	38	1.2	38.1	1.2	159	38.1	1.65
50	2"	125	153	375	192	60.3	2	52	1.5	52	1	53	1.5	54	2	51	1.2	50.8	1.5	190	50.8	1.65

DN65-100

Port connection		Actuator size [mm]	E	HG	L	EN ISO 1127/ ISO 4200		DIN 11850		SMS/ASME BPE		
[mm]	[Zoll]					D1	s	D1	s	L	D1	s
65	-	175	211	509	250	76.1	2	70	2	-	-	-
80	3"	175	211	526	250	88.9	2.3	85	2	250	76.2	1.65
		225	261	521	250	88.9	2.3	85	2	250	76.2	1.65
100	4"	225	261	536	295	114.3	2.3	104	2	295	101.6	2.11

Note

You can fill out the fields directly in the PDF file before printing out the form.

Valve system Continuous CLASSIC Type 8802-DD - Request for quotation

▶ Please fill out and send to your nearest Bürkert facility* with your inquiry or order

Company	Contact person
Customer no.	Department
Address	Tel./Fax
Postcode/town	E-Mail

= mandatory fields to fill out

Quantity

Required delivery date

Operating data

Pipeline DN PN

Pipe material

Process medium

Type of media Liquid Steam Gas

Flow rate (Q, Q_N, W)¹⁾ min standard max unit

Temperature at valve inlet

Absolute pressure at valve inlet

¹⁾ standard unit: Liquid Q = m³/h; Steam W = kg/h; Gas Q_N = Nm³/h

Valve features

Specification key

automatically transferred from last page

Surface finish (if not standard) internal μm external μm

Pilot pressure min. max.

Continued on next page →

Valve system Continuous CLASSIC Type 8802-DD - Request for quotation , *continued*

Control unit features	
<input type="checkbox"/> Positioner TopControl Type 8692 More info.	<input type="checkbox"/> Process Controller TopControl Type 8693 More info.
<input type="checkbox"/> Positioner TopControl Basic Type 8694 More info.	
Pneumatic function <input type="checkbox"/> Single-acting <input type="checkbox"/> Double-acting Communication <input type="checkbox"/> Profibus <input type="checkbox"/> DeviceNet Electrical connection <input type="checkbox"/> Cable gland <input type="checkbox"/> Multipol connection Feedback <input type="checkbox"/> 4 - 20 mA <input type="checkbox"/> 4 - 20 mA + 2 binary outputs Initiator <input type="checkbox"/> Initiator Please specify item no. if known: <input type="text"/>	Pneumatic function <input type="checkbox"/> Single-acting Electrical connection <input type="checkbox"/> Cable gland <input type="checkbox"/> Multipol connection Feedback <input type="checkbox"/> 4 - 20 mA Please specify item no. if known: <input type="text"/>

<input type="checkbox"/> Positioner SideControl Remote Type 8792 More info.	<input type="checkbox"/> Process Controller Side-Control Remote Type 8793 More info.
<input type="checkbox"/> Positioner SideControl Type 8635 – 2-wire More info.	
Power supply 24 V DC Communication <input type="checkbox"/> without <input type="checkbox"/> Profibus DPV1 Feedback <input type="checkbox"/> Analogue feedback + 2 binary outputs <input type="checkbox"/> 2 binary outputs Electrical connection <input type="checkbox"/> Cable gland <input type="checkbox"/> Multipol connection Please specify item no. if known: <input type="text"/>	<input type="checkbox"/> Standard <input type="checkbox"/> ATEX/FM Zone 1 <input type="checkbox"/> Zone 2/22 Power supply 24 V DC via Setpoint or BUS Communication Setpoint / feedback analogue signal or via BUS <input type="checkbox"/> Profibus PA <input type="checkbox"/> Positioner version Input 4 - 20 mA Feedback <input type="checkbox"/> 4 - 20 mA <i>or/and</i> <input type="checkbox"/> Binary <input type="checkbox"/> PID Controller version⁹⁾ Input measuring signal 4 - 20 mA Inductive proximity switch <input type="checkbox"/> 1 <input type="checkbox"/> 2 Please specify item no. if known: <input type="text"/>

⁹⁾ same setpoint for input and feedback signal as for Positioner version

Certifications
<input type="checkbox"/> Attestation of compliance with the order EN-ISO 10204 2.1 (Article no. 440788) <input type="checkbox"/> Test report EN-ISO 10204 2.2 (Article no. 803722) <input type="checkbox"/> Certification of Conformity for Raw Material EN-ISO 10204 3.1 (included in delivery) <input type="checkbox"/> EN161 (European Gas Device guideline) <input type="checkbox"/> FDA - USP certificate

Comments

